


Cx Geomagic® Control X™

Measure. Understand. Communicate.





Geomagic® Control X™

Simply Powerful Metrology Software.

Geomagic® Control X™ is a comprehensive metrology software platform that delivers the industry's most powerful tools within straightforward workflows. With Geomagic Control X quality managers are enabled with revolutionary ease-of-use, intuitive, comprehensive controls and traceable, repeatable workflows for the quality measurement process. Its fast, precise, information-rich reporting and analysis enable significant productivity and quality gains in any manufacturing workflow.

Revolutionize Your Inspection Routines

With a new User Interface, innovative new metrology and inspection tools, workflow-driven, preplanned processes and casual walk-up inspection, and more, Geomagic Control X delivers an unparalleled ease-of-use and comprehension for 3D inspection in any manufacturing workflow. Now accurate measurement and fast analysis of manufactured parts and assemblies is on-hand for anyone looking to significantly build quality in manufactured parts and assemblies.

The Power to Get Reliable Results, The Simplicity to Get Them Quickly

Have the freedom to measure in any order or style you desire, while the powerful Synchronous Inspection system captures the data hierarchy and automation in the background for repeatable and editable processes. Enjoy the power of Geomagic Control X where you spend more time focusing on getting the results, not time worrying about how to make the software work for you. Quickly conduct First Article inspections using the CAD-based dimensioning tools and have communication-ready information instantly at your fingertips. Native CAD importers including those which contain model-based GD&T definition are delivered standard at no additional cost.

Immediately Understand Your Inspection Results Every Time

Improve your ability to investigate quality issues that may appear across parts or over time through the multiple results system and the Result Navigator. Identify the sources of stack up error in weldments or assemblies by simultaneously working with many results under

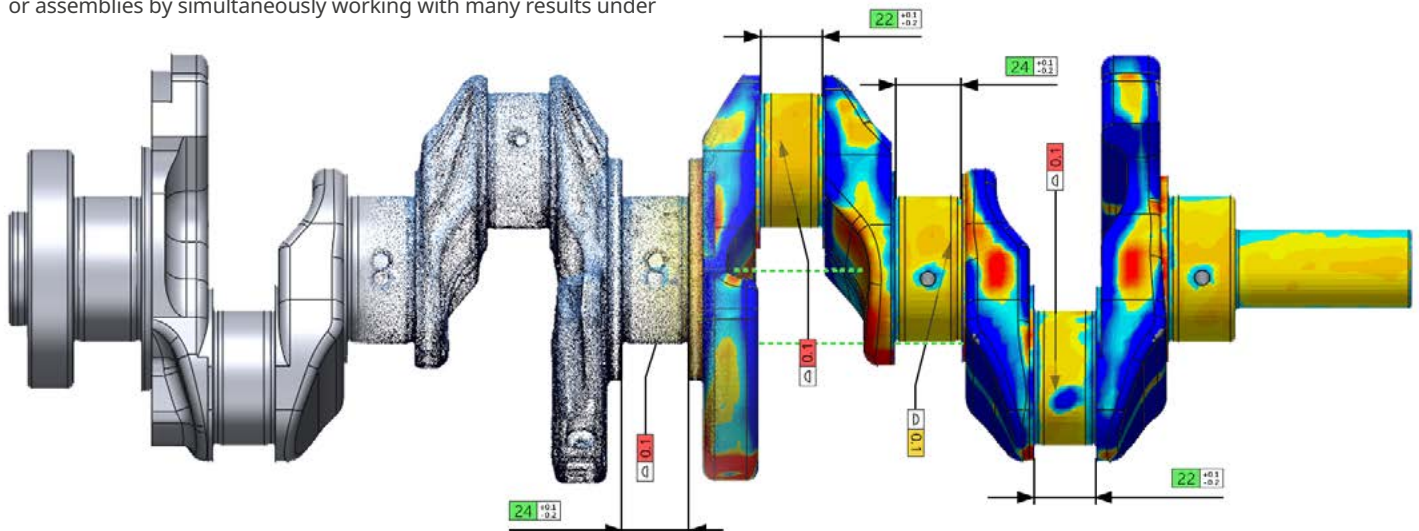
different alignment scenarios, and derive meaningful, actionable information from the analysis. Understand potential assembled part-related issues, using portable measuring devices, optical scanners and even computed tomography by collecting families of parts or an assembly into one inspection project for easy cross part referencing. Maintain a single project for a single part which contains all measurements over time, and graphically investigate cross supplier issues.

Powerfully Communicate The Right Data to All Stakeholders

New powerful reporting features in Geomagic Control X enable graphically-rich, communicative reports. Custom viewpoint control and view-style reporting empower you to make your report more closely follow a traditional paper or pdf print graphical presentation. Brand new, intelligent 3D dimensioning and annotation management processes enable you to control in fine detail how dimensions will be displayed. You can pick from some popular default representations or create personalized and customized annotation styles to match your company standard. New, advanced report layout tools give you the flexibility to choose how reports will be configured, in the format you prefer.

Experience Total Accountability and Traceability Through All Inspection Workflows

NIST-PTB certified results give you the confidence to inspect rapidly with accuracy. The new features of Geomagic Control X allow you to build inspections with total accountability and traceability throughout the entire process.



Quality. Without Compromise.

Geomagic Control X combines the key features created out of the company's 20 year legacy of top-grade inspection software development to bring the world's most reliable and flexible metrology software. Ease-of-use, result-driven workflows plus the addition of key, innovative and advanced new features enable quality and shop floor managers to significantly improve productivity in inspection.

Workflow

INPUT

- Direct Scanner Integration
- Preplanned Probing Routines
- Walk Up inspection Tools
- Scanning Automation



INSPECTION

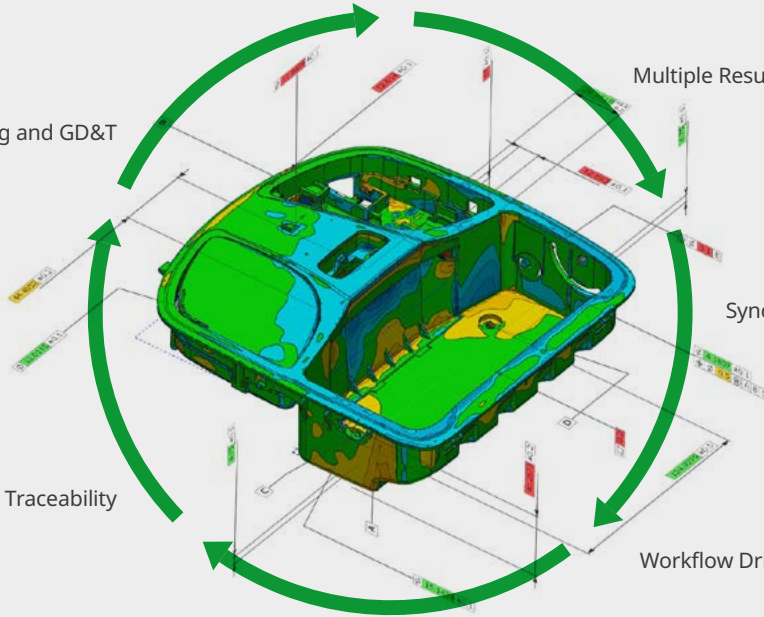
CAD Aware Dimensioning and GD&T

Root Cause Analysis & Traceability

Multiple Result Analysis


Synchronous Inspection

Workflow Driven Probing Processes



REPORT

- Viewpoint Driven Reporting
- Customizable Templates



TREND ANALYSIS



Key Features of Geomagic Control X

Support for All Industry-standard Hardware Devices and Extensive File Import Support	Supports all industry-standard non-contact and optical scanners, and a wide range of portable probing and tactile devices. Import of all major CAD file formats including CATIA®, NX®, Creo®, Pro/ENGINEER®, SOLIDWORKS®, Solid Edge®, Autodesk Inventor®, and more, as well as PMI and GD&T data. All CAD importers are delivered at no additional cost.
Easy-to-Use User Interface Designed for Professionals	Geomagic Control X features an entirely refreshed user interface that helps everyone easily and accurately measure and analyze parts, no matter the application, using the entire range of feature-rich options.
Workflow-driven Processes, Walk-up Probing for Greater Productivity	Geomagic Control X delivers easy-to-use and understandable workflows that enable walk-up probing alongside pre-planned probing for fast generation of results every time.
Synchronous Inspection Delivers Both Ease-of-Inspection and Automation	Simultaneously create both ordered and unordered inspection models. Geomagic Control X combines the freedom of fast, accurate unordered inspection with ordered history-based inspection processes for repeatable inspection, everytime, no matter how you make it.
CAD-aware Dimensioning, PMI Support and Comprehensive GD&T Callouts	Intuitive dimensioning based on CAD features delivers increased efficiency while advanced PMI and GD&T support further reduces time to complete your inspection model, and increases speed to results.
Multiple Results Analysis Drives Knowledge	Simultaneous multiple results for mating part analysis, multiple alignment scenarios and multiple part inspections enable faster comparison, analysis and understanding of root causes of production issues. Easily expand inspections to product assemblies with a full range of measurement, tolerance stacking and understanding root cause of production issues.
Custom Reporting Delivers Flexibility	Report definition in Geomagic Control X is highly flexible, making customized communication, fast and simple for each stakeholder.
Repeatable Probing Processes with LiveInspect™	Build repeatability and reliability into your inspection processes with LiveInspect. Control X allows you to pre-plan your inspection processes and reporting for portable CMMs and execute them at a later date, again, and again. For scan-enabled portable CMMs effortlessly switch between probing and scanning with a click of a button.

Contact Information

AMERICAS

geomagic.sales.americas@3dsystems.com
Cary, NC, USA : +1.800.691.1839
Brazil : +55.11.3318.5100
Mexico : +52.(644).114.6401

APAC

geomagic.sales.apac@3dsystems.com
South East Asia : +60.12.398.8473
Australia & New Zealand : +61.450.593.739
India : +91.98404.78347

CHINA

geomagic.sales.china@3dsystems.com
Shanghai : +86.21.6432.0776

EMEA

geomagic.sales.emea@3dsystems.com
Darmstadt, Germany : +49.6151.357.0

JAPAN

geomagic.sales.japan@3dsystems.com
Tokyo : +81.3.5798.2510

KOREA

geomagic.sales.korea@3dsystems.com
Seoul : +82.2.6262.9900

About 3D Systems

3D Systems provides comprehensive 3D products and services, including 3D printers, print materials, on-demand parts services and digital design tools. Its ecosystem supports advanced applications from the product design shop to the factory floor to the operating room. As the originator of 3D printing and a shaper of future 3D solutions, 3D Systems has spent its 30 year history enabling professionals and companies to optimize their designs, transform their workflows, bring innovative products to market and drive new business models. Specifications subject to change without notice. 3D Systems, Geomagic and the 3D Systems Logo are trademarks of 3D Systems, Inc. All other trademarks are the property of their respective owners.